

ASSEMBLY INSTRUCTIONS



12400 Earl Jones Way
Louisville, KY 40299
rev-a-shelf.com
Customer Service: 800-626-1126

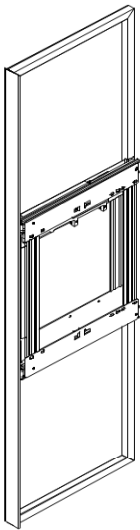
Premier

Closet Mirror

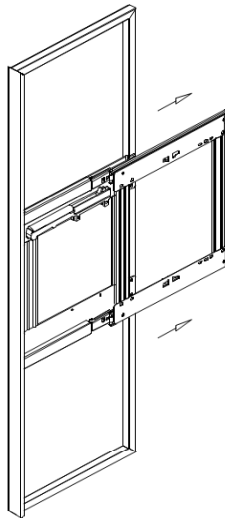
S07835SC

NOTE: Due to this unit's size, a second person may be required to help support the mirror during installation.

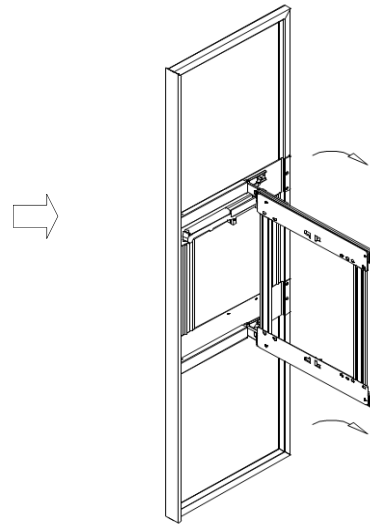
Step 1: Open mechanism on back of mirror



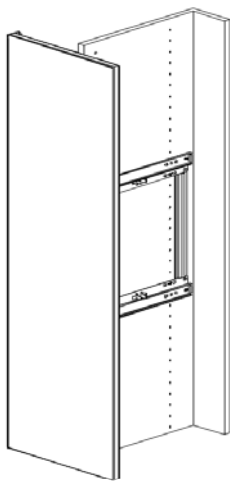
Step 2: Slide out mounting frame



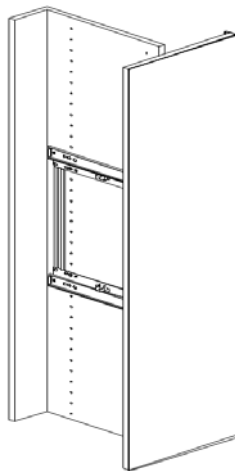
Step 3: Pivot frame perpendicular to mirror



Step 4: Flip unit over to mount for Left side opening



Step 5: Flip unit over to mount for Right side opening.



Step 6: Position height of mirror in accordance with end user's desired view. Fasten using four (4) enclosed Euro Screws.

